



## SS316 Stainless Steel Pipe Fittings SS304 SS321 Concentric Reducer Seamless Welded

Our Product Introduction

### Basic Information

- Place of Origin: China
- Brand Name: DEYE
- Certification: ISO9001: 2015
- Model Number: PF-EL-S-02
- Minimum Order Quantity: 10pcs
- Price: USD 2-100 dollars for SS36L Reducers
- Packaging Details: Ply-Wooden Cases, Pallets , cartons
- Delivery Time: 10 work days
- Supply Ability: 25 tons for one month



### Product Specification

- Material: SS316/SS316L, SS304/SS304L, SS321, UNS31803, UNS32750
- Connection: Butt Welded BW
- Thickness: Sch5s, Sch10s, Sch40s, Sch80s, Sch160s, Xs, Xxs
- Surface: Pickling, Polish
- Highlight: **SS316 Stainless Steel Pipe Fittings,  
SS304 Stainless Steel Pipe Fittings,  
Seamless stainless steel concentric reducer**



### More Images



for more products please visit us on [piping-industry.com](http://piping-industry.com)

## Product Description

### SS304 SS321 SS316 Stainless Steel Pipe Fittings Concentric Reducer with Seamless and welded type

#### Brief Introduction

A butt weld fitting is a weldable pipe fitting that allows for change of direction of flow, to branch off, reduce pipe size or attach auxiliary equipment. Forged Steel butt weld fittings are manufactured in accordance with ANSI / ASME B16.9. Butt weld fittings are available as elbows, tees, caps, reducers and out lets (olets). Butt weld fittings use seamless or welded pipe as the starting material and are formed (through multiple processes) to get the shape of elbows, tees and reducers etc. Just as the pipe is sold from Schedule 10 to Schedule 160, butt weld pipe fittings are sold the same way. Welded butt weld fittings are more common in stainless steel due to cost advantage. Sch 10 fittings are also more common in stainless steel butt weld fittings.

#### Products Information/Specification:

Product Name	Butt-Welding Stainless steel seamless and welded Pipe Fitting with standard ANSI B16.9
Types	Con. Reducers, Ecc. reducers, LR Elbows, SR Elbow, 180deg Returns, Bends, Reducing Elbow, Straight Tee, Equal Tee, Y Tee, caps, Stub Ends,
Size	1/2"-72" DN15-DN1800
Wall Thickness	From low thickness to higher thickness SCH5S, SCH10S, SCH20S, SCH30, STD, SCH40S, SCH60, XS, SCH80S, SCH100, SCH120, SCH160S, XXS, DIN, SGP JIS thickness
Standard	ASTMA312, ASTM AWP40, ASME, A234WPB A420, ANSI B16.9/B16.28/B16.25 JIS B2311-1997/2312, JIS B2311/B2312, DIN 2605-1/2617/2615, GB 12459-99, EN Standard etc.
Material	Stainless Steel 304, 304L, 304H, 316, 316L, 316H, 310, SS321, SS321H, 347, 347H, 904L Duplex SS 2507, DSS2205, UNS31803 UNS32750 1.4301, 1.4306, 1.4401, 1.4435, 1.4406, 1.4404, 1.4462, 1.4410, 1.4501 Carbon Steel A234 WPB, WP5, WP9, WP11, WP22, A420WPL6, A420WPL8 ST37.0, ST35.8, ST37.2, ST35.4/8, ST42, ST45, ST52, ST52.4 STP G38, STP G42, STPT42, STB42, STS42, STPT49, STS49
Surface	Sandblast, acid pickling, Polished

#### Features /Characteristics

- Butt weld fittings are available in multiple shapes (elbows, tees, reducers, crosses, caps, stub ends), material grades (carbon, high-yield carbon, low-alloy, stainless, duplex, and nickel alloys) and dimensions (2 to 24 inches in seamless or welded, 26"-72" in welded).
- Butt weld fittings are pipe fittings used to change the pathway of a pipeline (elbows), reduce/increase the pipe bore size (reducers), branch (tees, cross) or blind a pipeline (butt weld cap).
- The key specifications for butt weld fittings are the ASME B16.9 (carbon and alloy fittings) and the MSS SP 43 (that integrates ASME B16.9 for stainless steel, duplex, and nickel alloy BW fittings).
- Butt weld pipe fittings are sold as SCH105S, SCH10S, SCH20S, SCH40S, STD, SCH40, SCH80S, SCH80, SCH160S, XXS
- Welded butt weld fittings are more common in stainless steel due to cost advantage. Sch 10S, SCH40S SS fittings are also more common in stainless steel butt weld fittings.
- Common material for butt weld fittings are A234 WPB, High Yield Carbon Steel, Stainless Steel 304 and 316 and Nickel Alloys.
- Welded pipe fittings in carbon steel and stainless steel are the joining components that make possible the assembly of valves, pipes and equipment onto the piping system.

#### Technology/ Technical Data Sheets

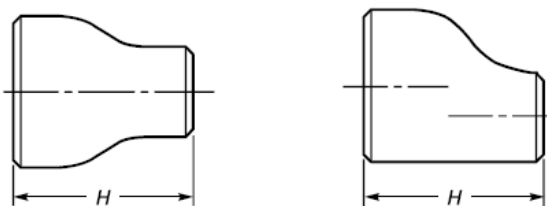
##### Thickness List for pipe fittings ANSI B16.9

Unit: mm

Pipe Size DN (in)	Outside Diameter D	Nominal Wall Thickness															
		Sch5s	Sch10S	Sch20	Sch30	Sch40s	STD	Sch40	Sch60	Sch80s	XS	Sch80	Sch100	Sch120	Sch140	Sch160	XXS
1/8	10.3	—	1.24	—	—	1.73	1.73	1.73	—	2.41	2.41	2.41	—	—	—	—	—

1/4	13.7	—	1.65	—	—	2.24	2.24	2.24	—	3.02	3.02	3.02	—	—	—	—	—
3/8	17.1	—	1.65	—	—	2.31	2.31	2.31	—	3.20	3.20	3.20	—	—	—	—	—
1/2	21.3	1.65	2.11	—	—	2.77	2.77	2.77	—	3.73	3.73	3.73	—	—	—	4.78	7.47
3/4	26.7	1.65	2.11	—	—	2.87	2.87	2.87	—	3.91	3.91	3.91	—	—	—	5.56	7.82
1	33.4	1.65	2.77	—	—	3.38	3.38	3.38	—	4.55	4.55	4.55	—	—	—	6.35	9.09
1 1/4	42.2	1.65	2.77	—	—	3.56	3.56	3.56	—	4.85	4.85	4.85	—	—	—	6.35	9.70
1 1/2	48.3	1.65	2.77	—	—	3.68	3.68	3.68	—	5.08	5.08	5.08	—	—	—	7.14	10.15
2	60.3	1.65	2.77	—	—	3.91	3.91	3.91	—	5.54	5.54	5.54	—	—	—	8.74	11.07
2 1/2	73.0	2.11	3.05	—	—	5.16	5.16	5.16	—	7.01	7.01	7.01	—	—	—	9.53	14.02
3	88.9	2.11	3.05	—	—	5.49	5.49	5.49	—	7.62	7.62	7.62	—	—	—	11.13	15.24
3 1/2	101.6	2.11	3.05	—	—	5.74	5.74	5.74	—	8.08	8.08	8.08	—	—	—	—	—
4	114.3	2.11	3.05	—	—	6.02	6.02	6.02	—	8.56	8.56	8.56	—	11.13	—	13.49	17.12
5	141.3	2.77	3.40	—	—	6.55	6.55	6.55	—	9.53	9.53	9.53	—	12.70	—	15.88	19.05
6	168.3	2.77	3.40	—	—	7.11	7.11	7.11	—	10.97	10.97	10.97	—	14.27	—	18.26	21.95
8	219.1	2.77	3.76	6.35	7.04	8.18	8.18	8.18	10.31	12.70	12.70	12.70	15.09	18.26	20.62	23.01	22.23
10	273.1	3.40	4.19	6.35	7.80	9.27	9.27	9.27	12.70	12.70	12.70	12.70	15.09	18.26	21.44	25.40	25.40
12	323.9	3.96	4.57	6.35	8.38	9.53	9.53	10.31	14.27	12.70	12.70	12.70	17.48	21.44	25.40	28.58	33.32
14	355.6	3.96	4.78	7.92	9.53	—	9.53	11.13	15.09	—	12.70	12.70	19.05	23.83	27.79	31.75	35.71
16	406.4	4.19	4.78	7.92	9.53	—	9.53	12.70	16.66	—	12.70	12.70	21.44	26.19	30.96	36.53	40.49
18	457.2	4.19	4.78	7.92	11.13	—	9.53	14.27	19.05	—	12.70	12.70	23.83	29.36	34.96	39.67	45.24
20	508.0	4.78	5.54	9.53	12.70	—	9.53	15.09	20.62	—	12.70	12.70	26.19	32.54	38.10	44.45	50.01
22	558.8	4.78	5.54	9.53	12.70	—	9.53	—	22.23	—	12.70	12.70	28.58	34.93	41.28	47.63	53.98
24	609.6	5.54	6.35	9.53	14.27	—	9.53	17.48	24.61	—	12.70	12.70	30.96	38.89	46.02	52.37	59.54
26	660.4	—	—	12.70	—	—	9.53	—	—	—	12.70	12.70	—	—	—	—	—
28	711.2	—	—	12.70	15.88	—	9.53	—	—	—	12.70	12.70	—	—	—	—	—
30	762.0	6.35	7.92	12.70	15.88	—	9.53	—	—	—	12.70	12.70	—	—	—	—	—
32	812.8	—	—	12.70	15.88	—	9.53	17.48	—	—	12.70	12.70	—	—	—	—	—
34	863.6	—	—	12.70	15.88	—	9.53	17.48	—	—	12.70	12.70	—	—	—	—	—
36	914.4	—	—	12.70	15.88	—	9.53	17.48	—	—	12.70	12.70	—	—	—	—	—
38	965.2	—	—	—	—	—	9.53	—	—	—	12.70	12.70	—	—	—	—	—
40	1016.0	—	—	—	—	—	9.53	—	—	—	12.70	12.70	—	—	—	—	—
42	1066.8	—	—	—	—	—	9.53	—	—	—	12.70	12.70	—	—	—	—	—
44	1117.6	—	—	—	—	—	9.53	—	—	—	12.70	12.70	—	—	—	—	—
46	1168.4	—	—	—	—	—	9.53	—	—	—	12.70	12.70	—	—	—	—	—
48	1219.2	—	—	—	—	—	9.53	—	—	—	12.70	12.70	—	—	—	—	—

### Dimensions of Reducers








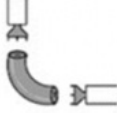
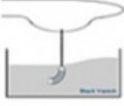

Nominal Pipe Size (NPS)	Outside Diameter at Bevel		End-to-End, H	Size (NPS)	Outside Diameter at Bevel		End-to-End, H
	Large End	Small End			Large End	Small End	
3/4 x 1/2	26.7	21.3	38	5X4	141.3	114.3	127
3/4 x 3/8	26.7	17.3	38	5 x 3/2	141.3	101.6	127

1 X 3/4	33.4	26.7	51	5X3	141.3	88.9	127
1 x 1/2	33.4	21.3	51	5 x 2 1/2	141.3	73.0	127
1-1/4 X 1	42.2	33.4	51	5X2	141.3	60.3	127
1-1/4 X 3/4	42.2	26.7	51	6X5	168.3	141.3	140
1-1/4 x 1/2	42.2	21.3	51	6X4	168.3	114.3	140
1-1/2 x 1-1/4	48.3	42.2	64	6 x 3 1/2	168.3	101.6	140
1-1/2 X 1	48.3	33.4	64	6x3	168.3	88.9	140
1-1/2X3/4	48.3	26.7	64	6 x 2 7/8	168.3	73.0	140
1-1/2X1/2	48.3	21.3	64	8x6	219.1	168.3	152
2 X 1-1/2	60.3	48.3	76	8X5	219.1	141.3	152
2 X 1-1/4	60.3	42.2	76	8X4	219.1	114.3	152
2X1	60.3	33.4	76	8 x 3-1/2	219.1	101.6	152
2 X 3/4	60.3	26.7	76	10 X 8	273.0	219.1	178
2-1/2 X 2	73.0	60.3	89	10 x 6	273.0	168.3	178
2-1/2 x 1-1/2	73.0	48.3	89	10 x 5	273.0	141.3	178
2-1/2 X 1-1/4	73.0	42.2	89	10 x 4	273.0	114.3	178
2-1/2 X 1	73.0	33.4	89	12 x 10	323.8	273.0	203
3 X 2-1/2	88.9	73.0	89	12 x 8	323.8	219.1	203
3x2	88.9	60.3	89	12 x 6	323.8	168.3	203
3 x 1-1/2	88.9	48.3	89	12 x 5	323.8	141.3	203
3 x 1-1/4	88.9	42.2	89	14 x 12	355.6	323.8	330
3-1/2 x 3	101.6	88.9	102	14 X 10	355.6	273.0	330
3-1/2x 2-1/2	101.6	73.0	102	14 X 8	355.6	219.1	330
3-1/2 X 2	101.6	60.3	102	14 x 6	355.6	168.3	330
3-1/2 x 1-1/2	101.6	48.3	102	16 x 14	406.4	355.6	356
3-1/2x 1-1/4	101.6	42.2	102	16 x 12	406.4	323.8	356
4 x 3-1/2	114.3	101.6	102	16 x 10	406.4	273.0	356
4X3	114.3	88.9	102	16 x 8	406.4	219.1	356
4 X 2-1/2	114.3	73.0	102	18 x 16	457	406.4	381
4X2	114.3	60.3	102	18 x 14	457	355.6	381
4 x1-1/2	114.3	48.3	102	18 x 12	457	323.8	381
				18 x 10	457	273.0	381

Nominal Pipe Size (NPS)	Outside Diameter at Bevel		End-to- End, H	Nominal Pipe Size (NPS)	Outside Diameter at Bevel		End-to-End, H
	Large End	Small End			Large End	Small End	
20 X 18	508	457.0	508	36 x 34	914	864	610
20 X 16	508	406.4	508	36 x 32	914	813	610
20 x 14	508	355.6	508	36 x 30	914	762	610
20 x 12	508	323.8	508	36 x 26	914	660	610
				36 x 24	914	610	610
22 X 20	559	508.0	508				
22 X 18	559	457.0	508	38 x 36	965	914	610
22 x 16	559	406.4	508	38 x 34	965	864	610
22 X 14	559	355.4	508	38 X 32	965	813	610
				38 x 30	965	762	610
				38 X 28	965	711	610
24 X 22	610	559.0	508	38 x 26	965	660	610
24 X 20	610	508.0	508				
24 x 18	610	457.0	508	40 x 38	1 016	965	610
24 X 16	610	406.4	508	40 x 36	1 016	914	610
				40 X 34	1 016	864	610
26 x 24	660	610.0	610	40 X 32	1 016	813	610
26 X 22	660	559.0	610	40 x 30	1 016	762	610
26 X 20	660	508.0	610				
26 X 18	660	457.0	610	42 X 40	1 067	1 016	610
				42 X 38	1 067	965	610
28 X 26	711	660.0	610	42 x 36	1 067	914	610
28 X 24	711	610.0	610	42 X 34	1 067	864	610
28 x 20	711	508.0	610	42 X 32	1 067	813	610
28 X 18	711	457.0	610	42 X 30	1 067	762	610
30 X 28	762	711.0	610	44 X 42	1 118	1 067	610
30 X 26	762	660.0	610	44 X 40	1 118	1 016	610
30 X 24	762	610.0	610	44 X 38	1 118	965	610
30 X 20	762	508.0	610	44 X 36	1 118	914	610
32 X 30	813	762.0	610	46 X 44	1 168	1 118	711
32 X 28	813	711.0	610	46 X 42	1 168	1 067	711
32 x 26	813	660.0	610	46 x 40	1 168	1 016	711
32 x 24	813	610.0	610	46 x 38	1 168	965	711
34 x 32	864	813.0	610	48 x 46	1 219	1 168	711
34 X 30	864	762.0	610	48 X 44	1 219	1 118	711
34 x 26	864	660.0	610	48 x 42	1 219	1 067	711
34 x 24	864	610.0	610	48 x 40	1 219	1 016	711

Stainless steel is the abbreviation for stainless and acid resistant steel. Steel that is resistant to weak corrosive media such as air, steam, water, or has rust resistance is called stainless steel; And the steel grade that is resistant to chemical corrosion media (such as acid, alkali, salt, etc.) corrosion is called acid resistant steel. For the Stainless Steel pipe fittings, the most common used material is SS304/304L, SS316/316L, DUPLEX SAF2507, SAF2205

### Production Process

1 Receiving Inspection	2 Cutting	3 Forming	4 Heat Treatment
			
5 Shot Blasting & Cleaning	6 Beveling	7 Cleaning	8 Package
			

### Application/Usage

Low and middle pressure fluid pipeline, boiler, petroleum and natural gas industry, drilling, chemical industry, electric industry, shipbuilding, fertilizer equipment and pipeline, structure, petrochemical, pharmaceutical industry, etc.

### **FAQ/ Customer Question and Answers**

**Q:** Customer asked for butt weld fittings in A105:

**A:** Most common carbon steel butt weld fitting material is A234WPB. It is equivalent to A105 flanges, however there is no such thing as an A105 or A106 butt weld fitting. A106 Gr.B is for pipe grade. The A234WPB fittings are made from A106GR.B pipes. A105 is a material from Bar forged to be High pressure Fittings or Flange

**Q:** Customer requests "Normalized" butt weld fittings:

**A:** This is also a misconception since flanges are available in A105 and A105 N, where N stands for normalized. However, there is no such thing as A234WPBN. Manufactures normalize their butt weld fittings was considered that normalized heat treating process was done, Especially for the elbows and Tees

Customer needing "normalized" butt weld fittings should request WPL6 fittings which are high yield and are normalized as a standard procedure.

**Q:** Customer forgets to mention pipe schedule:

**A:** Butt weld fittings are sold as per pipe size but pipe schedule must be specified to match the ID of the fitting to the ID of the pipe. If no schedule is mentioned, we will assume a standard wall is requested.

**Q:** Customer forgets to mention welded or seamless butt weld fitting:

**A:** Butt weld fittings are available in both welded and seamless configuration. A seamless butt weld carbon steel or stainless steel fitting is made of seamless pipe and is generally more expensive. Seamless pipe fittings are NOT common in sizes bigger than 12". Welded pipe fittings are made of ERW welded carbon steel or stainless steel pipe. They are available in sizes 1/2" to 72" and are more affordable than seamless fittings.

**Q:** What does Short Radius (SR) or Long Radius (LR) means?

**A:** You will often hear SR45 elbow or LR45 elbow. The 45 or 90 refers to the angle of the bend for butt weld fitting to change the direction of flow.

A long radius elbow (LR 90 Elbow or LR 45 elbow) will have a pipe bend that will be 1.5 times the size of the pipe. So, a 6 inch LR 90 has bending radius that is 1.5 x nominal pipe size.

A short radius elbow (SR45 or SR90) has a pipe bend that is equal to the size of the fitting, so a 6" SR 45 has a bending radius that is 6" nominal pipe size.

**Q:** What is a 3R or 3D elbow pipe fitting?

**A:** First, the terms 3R or 3D are used synonymously. A 3R butt weld elbow has a bending radius that is 3 times the nominal pipe size. A 3R elbow is equal to 3D Elbows

### **Our Service**

1. Technical support
2. Raw Material Quality control.
3. Inspection during the production time.
4. Final Test includes Surface, Dimension, PT Test, RT test, ultrasonic Test
5. Test Report each shipment

4. Flexible Delivery terms. EXW FOB CIF CFR DDP DDU
5. Flexible payment Ways: LC. TT. DP
6. Customized Package includes Logo. Cases Dimension.
7. 18 months quality Guarantee time.
9. Free replacement by air if any error founded
10. 24 hours to Feedback your questions



**SHIJIAZHUANG DEYE PIPING INDUSTRY CO., LTD Pipefittings Department)**



+8613292824811



sales@deyepiping.com



pip-ing-industry.com

No. 368 Youyi St. Shijiazhuang, Hebei, China